



IOD 200 Series ICE Dispenser

- ✓ Stores 200 lbs. (91 Kgs.) of ICE
- ✓ Constructed from sturdy, corrosion-resistant 300 series stainless steel
- ✓ Only 30 inches (762 mm) wide



IOD 200

***ICE-O-Matic® is the Best ICE Making Solution for:
Hard Water, Food Safety and Tight Spaces***

Problem

Hard To Clean

Ice cube machine must be lifted off dispenser for cleaning

Inconsistent Ice Dispensing

Ice congeals in dispenser causing Ice jams and inconsistent dispensing

Ice Melts Too Fast

Inadequate storage bin insulation causes Ice to melt too quickly

Tight-Fitting Spaces

Counter space utilization

Sloppy Ice Dispensing

Ice dispenses inaccurately, often missing or overflowing the glass

Solution

Power Clean

Allows access to the dispenser for easy cleaning without moving the ICE machine

Greater Dispensibility

Auto Rotate - turns the ICE for 4 seconds every hour to consistently provide more dispensible ICE

Maximum Preservation

Dispenser bin is insulated with foam for maximum ICE preservation -1 inch of insulation

Maximum ICE

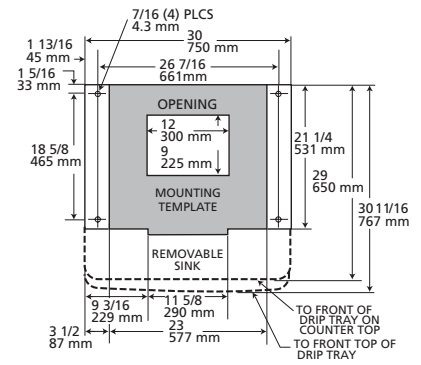
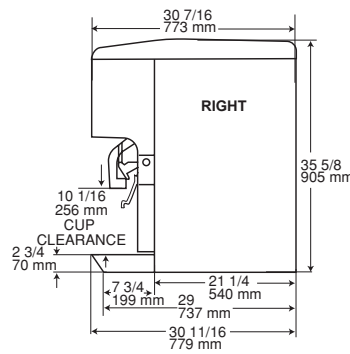
Maximum ICE storage in a minimum amount of space - 30 inches wide and holds 200 pounds of ICE

Worry-Free Dispensing

Direct - Dispense ensures that ICE hits the glass every time.
Quick Stop - prevents ICE overflow and waste.

IOD 200 Series ICE Dispenser

Dimensions

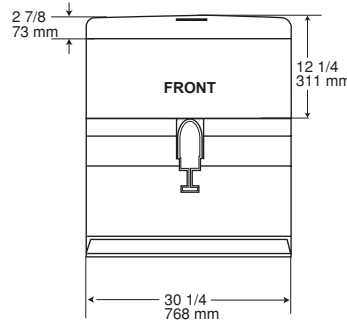


RECOMMENDED COUNTER OPENING SIZE 9" X 12" FOR UTILITIES AND TUBING. OPENING CAN BE LOCATED ANYWHERE WITHIN THE SHADED AREA.

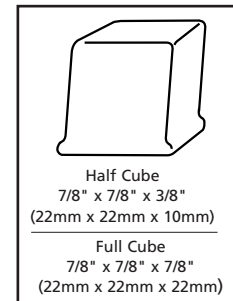
Side View

OPERATING LIMITS

Ambient Temp. Range	50° - 100°F (10° - 38°C)
Air & Water	50° - 100°F (10° - 38°C)
Water Temp. Range	40° - 100°F (4.5° - 38°C)
Water Pressures	Min. 20 psi Max. 120 psi
Electrical Voltage	Min. -5% Max. +10%



Front View



ORDERING AND SPECIFICATION INFORMATION

Model No.	Dispenser Operated by:	Bin Storage Applied Capacity	Voltage Characteristics	No. of Wires	Min. Circuit Ampacity	Maximum Fuse Size	Shipping Weight lbs. (Kgs.)
IOD 200	Push Bar	200 (91)	115/60/1	Cord	3.5	15	193 (88)

Call factory for other dispensing options.

ICE PRODUCTION FOR OPTIONAL CUBE ICE MAKERS — POUNDS (KILOGRAMS) PER 24 HOURS

Model	ICE 0250	ICE 0400	ICE 0500	ICE0606
Air-Cooled lbs. (kgs.)	352 (160)	506 (230)	625 (284)	706 (321)
Water-Cooled lbs. (kgs.)	351 (160)	528 (240)	567 (258)	647 (294)
Remote-Cooled lbs. (kgs.)	n/a	n/a	591 (269)	727 (330)
Voltage Char.	115/60/1	115/60/1	115/60/1	208-230/60/1

1. Tested at 70° Air/50° Water.
2. All specifications and performance data are subject to normal manufacturing variances.

Options:

KWGFID	water glass filler kit for 30" IOD	2 (1)
KBT20022	adapter for 22" cubers on 30" IOD	24 (11)
KBT20030	adapter for 22" cubers on 30" IOD	24 (11)

ICE-O-Matic's® machines are not designed for outdoor installations. ICE-O-Matic® remote condensers are designed for outdoor installations.

Machine requires voltage indicated on rating name plate. Failures caused by improper voltage are not considered factory defects. Extended periods of operation at temperature exceeding limitations constitutes misuse under the terms of ICE-O-Matic® Manufacturer's Limited Warranty, resulting in a loss of warranty coverage. Specifications and design are subject to change without notice.



We reserve the right to make changes in design and construction at any time without obligation.
2003 © ICE-O-Matic Rev Code: 4001A-08/03-55

ICE-O-Matic 11100 E. 45th Avenue, Denver, CO 80239
Tel. 303 371-3737 Fax. 303 371-6296 www.iceomatic.com