

Compartment Sinks



High Quality 304 Stainless Steel

..... TWO COMPARTMENT SINK



* FEATURES / BENEFITS

- Entire assembly is fused, shielded and polished providing one-piece seamless sink unit
- Welded areas are high-speed belt blended to match adjacent surfaces with continuity of satin finish
- All sink compartments are covered on a full 5/8" radius and constructed using state of the art seamless welding techniques
- Die-stamped creased drain boards for positive drainage
- Swirl away bowl drainage
- Galvanized legs and gussets are standard on all models
- Our strainers are made of brass instead of aluminum (Standard)
- Adjustable ABS bullet feet
- Crating service available



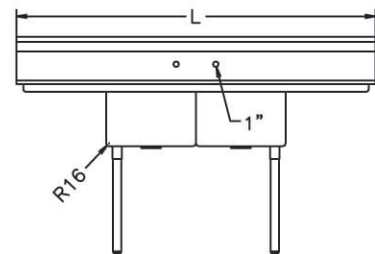
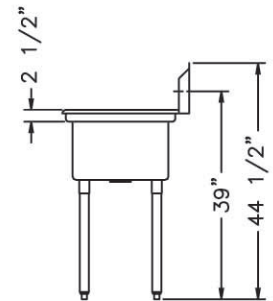
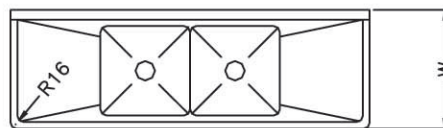
TSA-2-D1



TSA-2-R1

* Faucets are not included

TSA-2-D1 VIEW



(unit : inch)

Model	Ga.	Bowl Size			Overall Size			Net Weight
		W	L	H	W	L	H	
TSA-2-12-D1	18	18	18	12	24	72	44 ^{1/2}	66
TSA-2-14-D2	18	18	18	14	24	84	44 ^{1/2}	73
TSA-2-D1	18	18	18	11	24	72	44 ^{1/2}	63
TSA-2-L1	18	18	18	11	24	57	44 ^{1/2}	57
TSA-2-N	18	18	18	11	24	42	44 ^{1/2}	50
TSA-2-R1	18	18	18	11	24	57	44 ^{1/2}	57
TSB-2-D2	16	24	24	14	30	96	44 ^{1/2}	123
TSB-2-L2	16	24	24	14	30	75	44 ^{1/2}	109
TSB-2-N	16	24	24	14	30	54	44 ^{1/2}	95
TSB-2-R2	16	24	24	14	30	75	44 ^{1/2}	109

* All net weights are approximated.
 * Information and specifications are subject to change without notice.
 * Please confirm at the time of the purchase
 * Crating fee will be added for shipping via common carriers.