

# Sandwich/Salad Units

## Cold Air Compartment System



### FEATURES / BENEFITS

- EFFICIENT REFRIGERATION SYSTEM**  
M3's solid door refrigerators are designed with oversized and balanced (CFC Free R-134A) refrigeration systems. These include efficient evaporators and condensers for faster cooling and greater efficiency.
- COLD AIR COMPARTMENT**  
Our innovative "Cold Air Compartment" maintains temperature evenly for each pan to preserve fresh food longer. In addition, the compartment isolates pans from the reach-in area to prevent food spillage.
- STAINLESS STEEL CABINET CONSTRUCTION**  
The Turbo Air M3 model boasts a stainless steel interior and exterior (except inside wall and the back). It guarantees the utmost in cleanliness and long product life. The M3 can add a touch of style to the most refined setting.
- HIGH-DENSITY POLYURETHANE INSULATION**  
The entire cabinet structure and solid doors are formed-in-place using high density, CFC free polyurethane insulation.
- MAGNETIC DOOR GASKET**  
Magnetic door gaskets are of one piece construction, removable without tools for ease of cleaning and replacement.
- ADJUSTABLE, HEAVY DUTY, PE(POLYETHYLENE) COATED WIRE SHELVES**
- ERGONOMICALLY DESIGNED DOOR**  
Customers' fatigue fades away with easy grip handles and doors that open effortlessly. These features along with self-closing doors make this the ultimate choice in customer convenience. ABS sheet door liners resist water condensation with thermal efficiency.
- CONVENIENT CUTTING BOARD SIDE RAIL**  
The new side rail cutting board bracket makes it easy to secure and remove the cutting board and it accepts different sizes too (max. 1/2" thickness)
- HOT GAS CONDENSATE SYSTEM**  
Through Turbo Air's creative innovation, the condensate system surfaces have been specially treated to resist corrosion. This not only increases efficiency without the risk of refrigerant leakage from corrosion, but also prevents the overflow of condensate water.
- REFRIGERATOR HOLDS 33°F ~ 39°F FOR THE BEST IN FOOD PRESERVATION**

\* Height does not include 6" for caster height.

Model	Swing Door	CU./FT.	#of Shelves	#of Pans	#of Hood	HP	AMPS	Crated Weight	L D H
MST-28	1	7	1	8	1	1/3	6.6	180	27 1/2 x 30 x 37 1/2
MST-36	2	11	2	10	1	1/3	6.6	198	36 1/3 x 30 x 37 1/2
MST-48	2	12	2	12	1	1/3	6.5	258	48 2/9 x 30 x 37 1/2
MST-60	2	16	2	16	1	1/2	8.9	301	60 1/4 x 30 x 37 1/2
MST-72	3	19	3	18	2	1/2	9.9	365	72 2/3 x 30 x 37 1/2

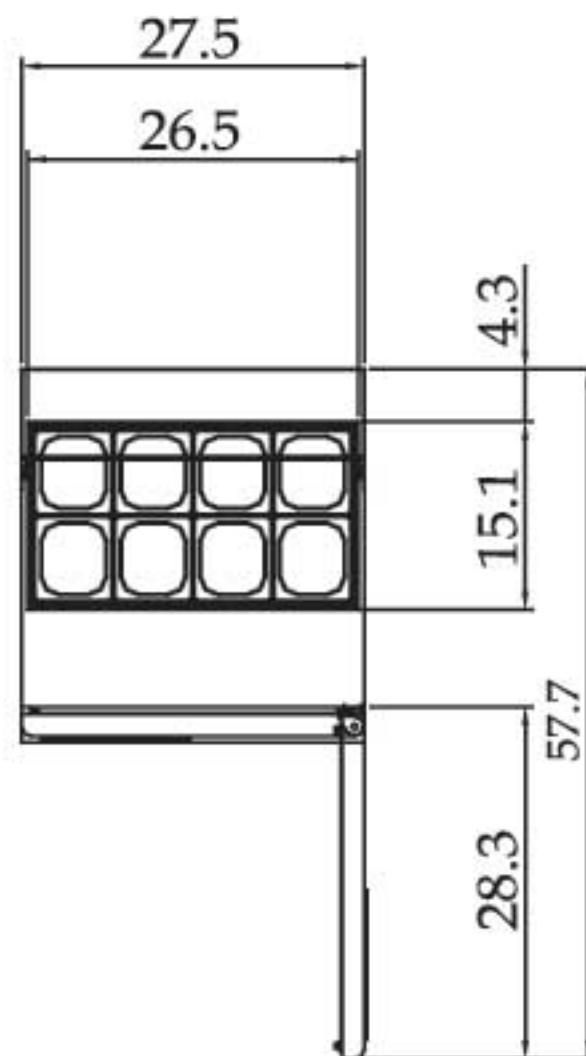
# MST-28 / MST-36 / MST-48 / MST-60 / MST-72 SPECIFICATIONS

MODEL	MST-28	MST-36	MST-48	MST-60	MST-72
Exterior Dimension (LxDxH)	27 <sup>1</sup> / <sub>2</sub> x30x37 <sup>1</sup> / <sub>2</sub>	36 <sup>1</sup> / <sub>3</sub> x30x37 <sup>1</sup> / <sub>2</sub>	48 <sup>2</sup> / <sub>9</sub> x30x37 <sup>1</sup> / <sub>2</sub>	60 <sup>1</sup> / <sub>4</sub> x30x37 <sup>1</sup> / <sub>2</sub>	72 <sup>2</sup> / <sub>3</sub> x30x37 <sup>1</sup> / <sub>2</sub>
Cubic Feet	7	11	12	16	19
Compressor (HP)	1/3	1/3	1/3	1/2	1/2
Shelves	1 ea	2 ea	2 ea	2 ea	3 ea
Net Weight	170lbs	187lbs	243lbs	284lbs	344lbs
Voltage ⓘ NEMA 5-15P	ⓘ115V / 60Hz	ⓘ115V / 60Hz	ⓘ115V / 60Hz	ⓘ115V / 60Hz	ⓘ115V / 60Hz
Amp	6.6 A	6.6 A	6.5 A	8.9 A	9.9 A
Cord Length	9.2 ft.	9.2 ft.	9.2 ft.	9.2 ft.	9.2 ft.
Plug-In	NEMA 5-15P	NEMA 5-15P	NEMA 5-15P	NEMA 5-15p	NEMA 5-15P
#of Pans	8 ea	10 ea	12 ea	16 ea	18 ea

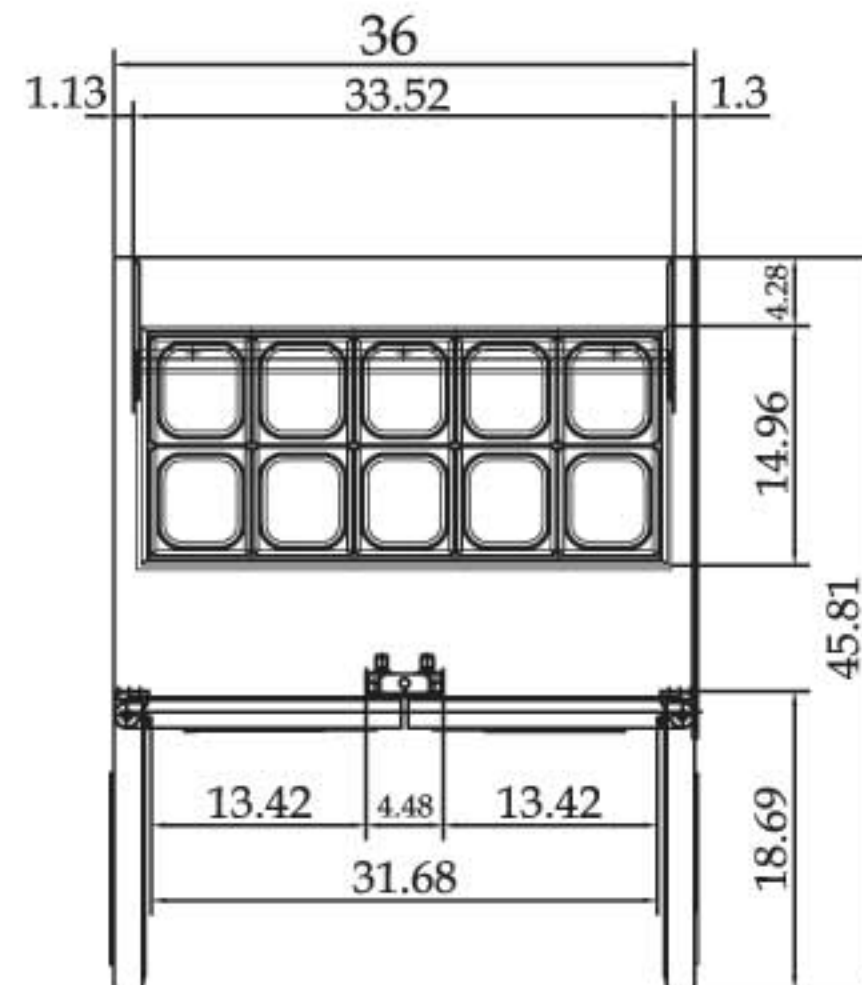
- **SELF-CONTAINED SYSTEM**
- **5" SWIVEL CASTERS**
- **LEGS AVAILABLE FOR ALL MODELS (OPTION)**
- **STANDARD 1/6 SIZE, 4" DEEP CONDIMENT PANS INCLUDED**
- **REMOTE CABINETS AND CONDENSING UNITS AVAILABLE FOR ALL MODELS.**

\*Design and specifications subject to change without notice.

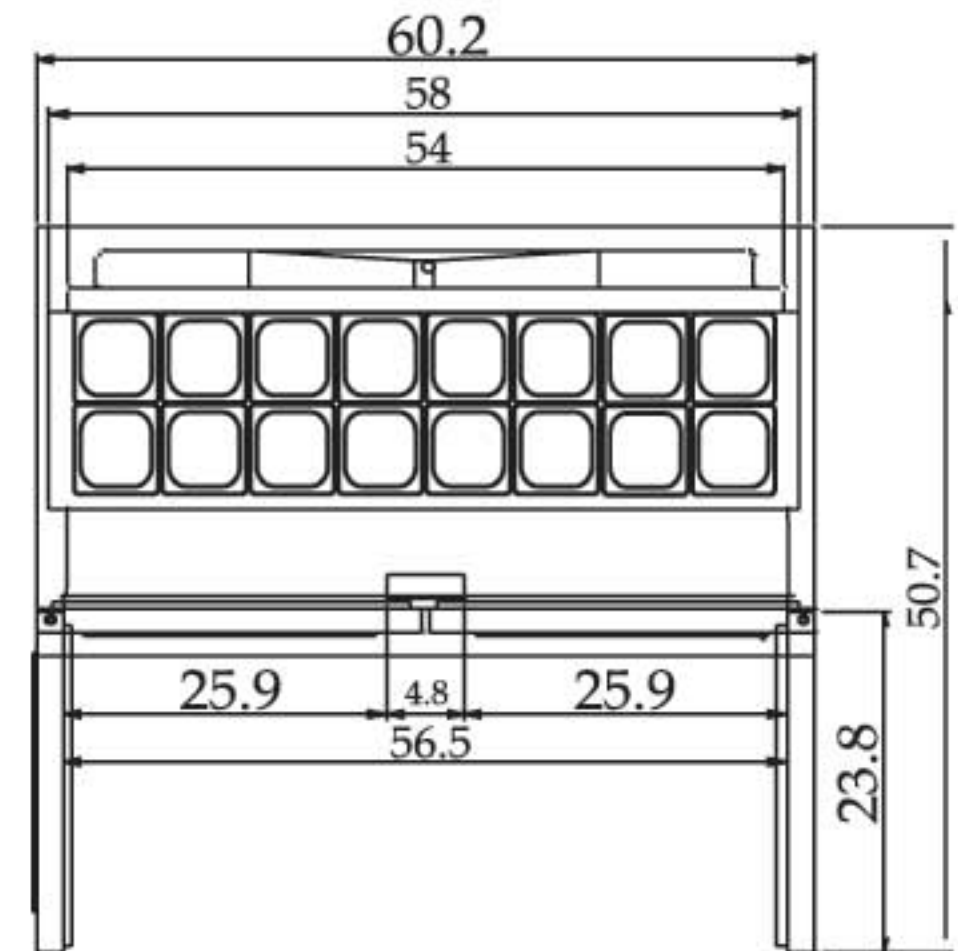
- **WARRANTY : 1 Years Labor and Parts Warranty**  
**Additional 4 Years Warranty on Compressor**



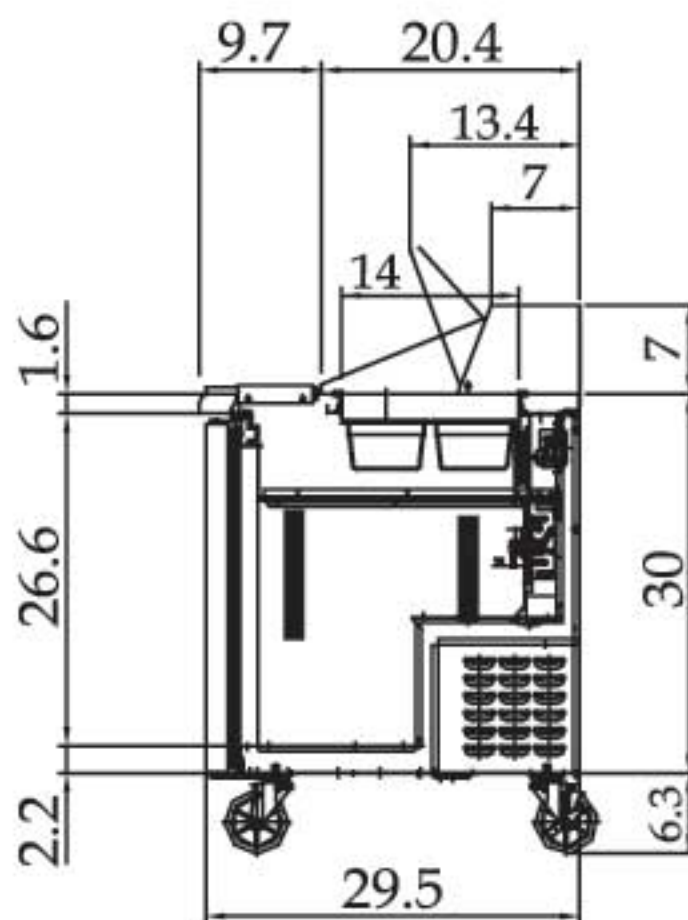
MST-28 PLAN VIEW



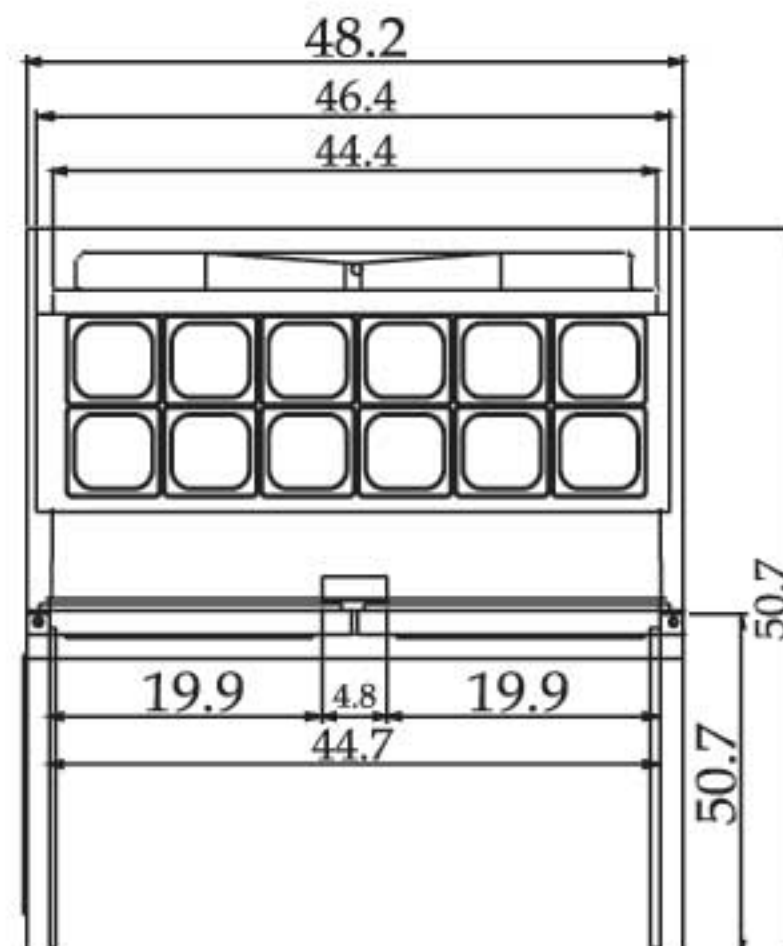
MST-36 PLAN VIEW



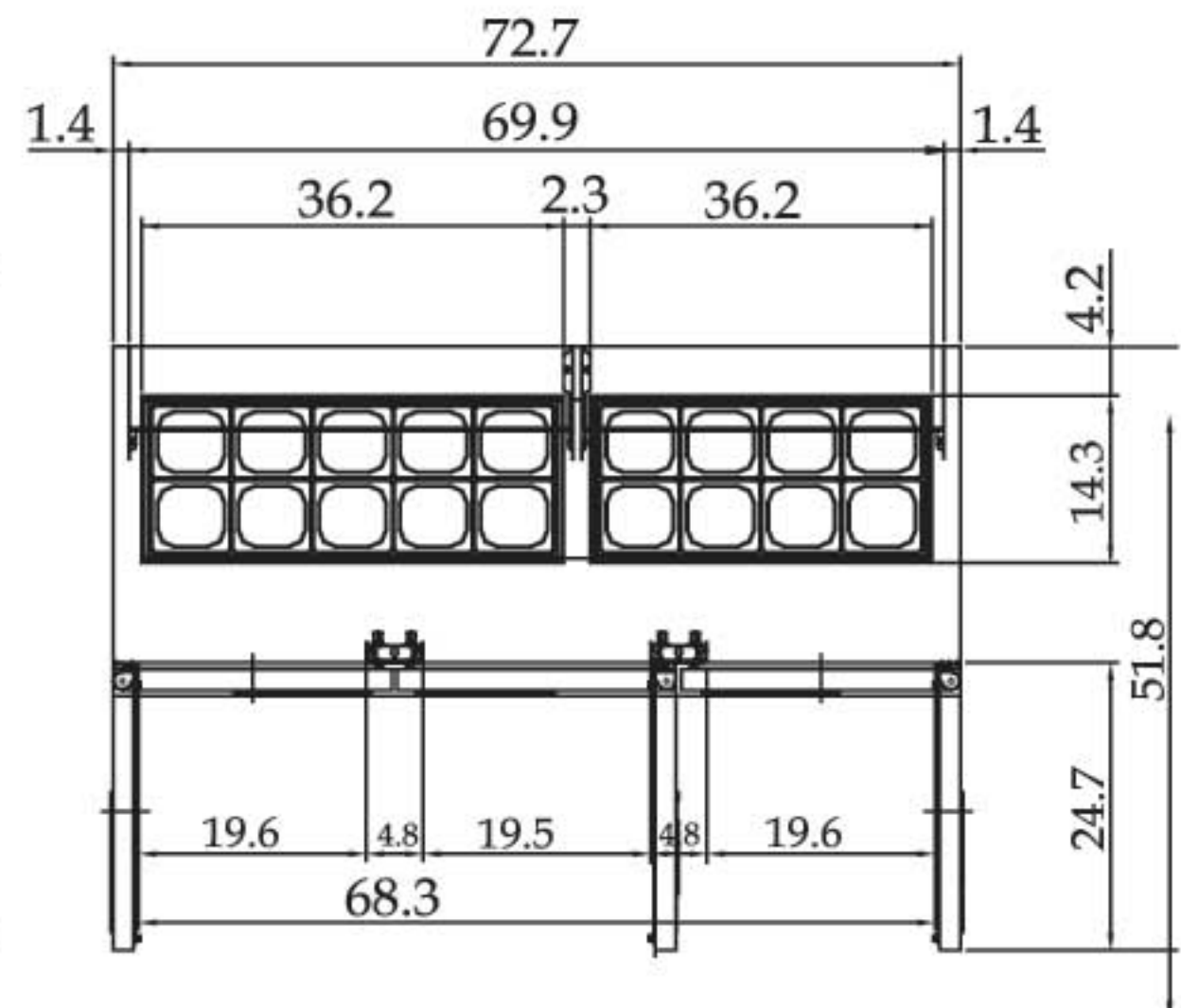
MST-60 PLAN VIEW



SIDE VIEW



MST-48 PLAN VIEW



MST-72 PLAN VIEW

(unit : inch)