

Newly Improved

Open Display Merchandisers

European Style Open Display Cases



FEATURES / BENEFITS

EFFICIENT REFRIGERATION SYSTEM

Turbo Air's Open Display Merchandisers are designed with oversized and balanced (CFC Free R-134A) refrigeration systems. These include efficient evaporators and condensers for faster cooling and greater efficiency.

EURO DESIGN

The Open Display Merchandiser is made from type 304 stainless steel. Elegant contemporary Euro design will enhance any store application.

FLUORESCENT LIGHTING ON EACH SHELF

ALL 300 SERIES STAINLESS STEEL INTERIOR INCLUDING BACK WALL, SHELVES AND FLOOR

PERFORATED INTERIOR BACK WALL AND TOP FOR IMPROVED AIR FLOW

FRONT AIR INTAKE AND REAR AIR DISCHARGE

STANDARD BACKGUARD IMPROVES AIRFLOW

FOAMED WITH POLYURETHANE, HIGH-DENSITY CELL INSULATION (CFC FREE)

ENERGY SAVING NIGHT CURTAIN STANDARD (TOM-40 & TOM-50 ONLY)

BOTTOM MOUNT COMPRESSOR UNITS

Turbo Air's bottom mount compressor allows easier access for service and extra storage space above. In addition, the lower area provides a cooler and less greasy operating environment which results in reduced compressor running time.

SELF-CONTAINED SYSTEM NO PLUMBING REQUIRED

RECOMMENDED OPERATING CONDITIONS

* TOM Models are designed to operate in an environment where temperature & humidity do not exceed 75°F and 55% respectively.

* Units should not be installed near HVAC vents, fans or doorways that will disrupt the air curtain and compromise the function of the cabinet

* Air curtain models will run most efficiently when completely loaded with product.

Model	CU./FT.	#of Shelves	HP	AMPS	Crated Weight	L D H
TOM-40S(B)	6.7	-	1/2	8	411	39 x 31 1/9 x 42 3/5
TOM-50S(B)	9.0	-	1/2	8	463	50 4/5 x 31 1/9 x 42 3/5
TOM-40L(B)	10.5	1	1/2	8	452	39 x 35 3/5 x 47
TOM-50L(B)	14.0	1	1/2	8	505	50 4/5 x 35 3/5 x 47
TOM-40M(B)	10.6	3	1	16	521	39 x 27 1/3 x 60
TOM-50M(B)	14.1	3	1	16	567	50 4/5 x 27 1/3 x 60
TOM-40(B)	14.7	4	1	16	543	39 x 27 1/3 x 78
TOM-50(B)	19.6	4	1	16	629	50 4/5 x 27 1/3 x 78

TOM-40(B) / TOM-50(B)

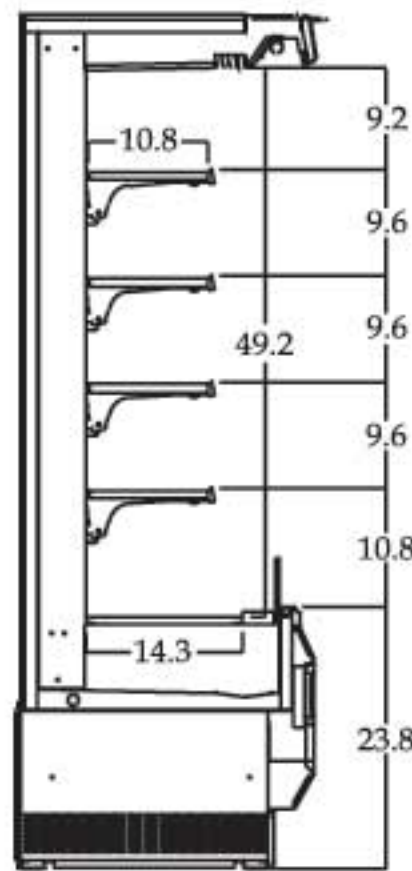
TOM-40M(B) / TOM-50M(B) SPECIFICATIONS

MODEL	TOM-40(B)	TOM-50(B)
Exterior Dimension (LxDxH)	39x27 ¹ / ₃ x78	50 ⁴ / ₅ x27 ¹ / ₃ x78
Interior Dimension (LxDxH)	36 ¹ / ₂ x14 ¹ / ₅ x49 ⁸ / ₉	48 ² / ₅ x14 ¹ / ₅ x49 ⁸ / ₉
Compressor (HP)	1	1
Voltage (NEMA-5-15P)	115V 60Hz	115V 60Hz
AMP	16A	16A
Plug-In	NEMA 5-20P	NEMA 5-20P
Shelves	4EA	4EA
Shelf Size	(1) 35 ⁴ / ₅ x10 ⁴ / ₅ (1) 35 ⁴ / ₅ x10 ⁴ / ₅ (1) 35 ⁴ / ₅ x10 ⁴ / ₅ (1) 35 ⁴ / ₅ x10 ⁴ / ₅	(1) 47 ⁴ / ₅ x10 ⁴ / ₅ (1) 47 ⁴ / ₅ x10 ⁴ / ₅ (1) 47 ⁴ / ₅ x10 ⁴ / ₅ (1) 47 ⁴ / ₅ x10 ⁴ / ₅
Net Weight	507lbs	573lbs

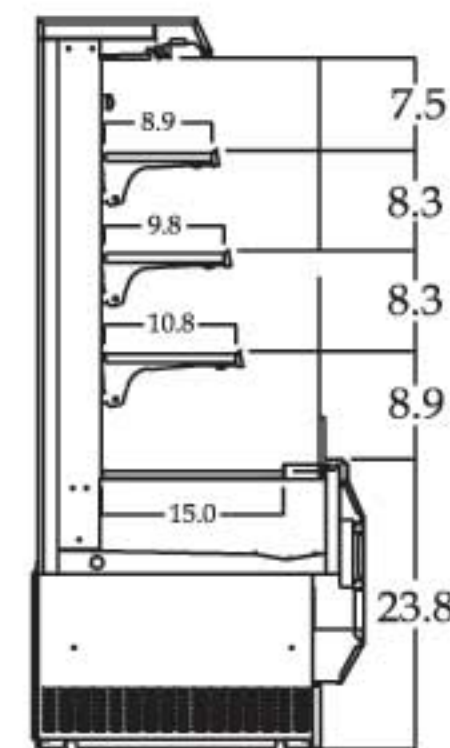
MODEL	TOM-40M(B)	TOM-50M(B)
Exterior Dimension (LxDxH)	39x27 ¹ / ₃ x60	50 ⁴ / ₅ x27 ¹ / ₃ x60
Interior Dimension (LxDxH)	36 ¹ / ₂ x15x33 ⁸ / ₉	48 ² / ₅ x14 ¹ / ₅ x33 ⁸ / ₉
Compressor (HP)	1	1
Voltage (NEMA-5-15P)	115V 60Hz	115V 60Hz
AMP	16A	16A
Plug-In	NEMA 5-20P	NEMA 5-20 P
Shelves	3EA	3EA
Shelf Size	(1) 35 ⁴ / ₅ x8 ⁴ / ₅ (1) 35 ⁴ / ₅ x9 ⁴ / ₅ (1) 35 ⁴ / ₅ x10 ⁴ / ₅	(1) 47 ⁴ / ₅ x8 ⁴ / ₅ (1) 47 ⁴ / ₅ x9 ⁴ / ₅ (1) 47 ⁴ / ₅ x10 ⁴ / ₅
Net Weight	451lbs	485lbs

*Design and specifications subject to change without notice.

*Design and specifications subject to change without notice.

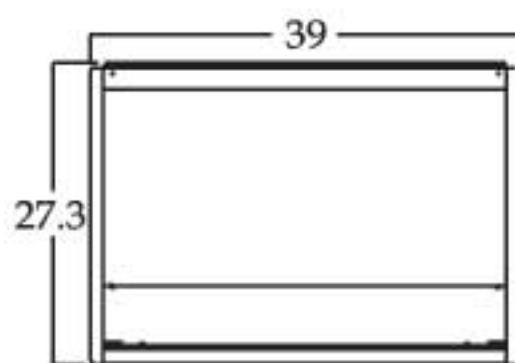


SIDE VIEW

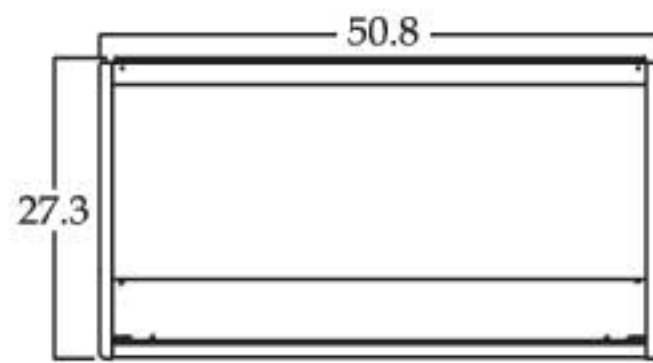


SIDE VIEW

(unit : inch)



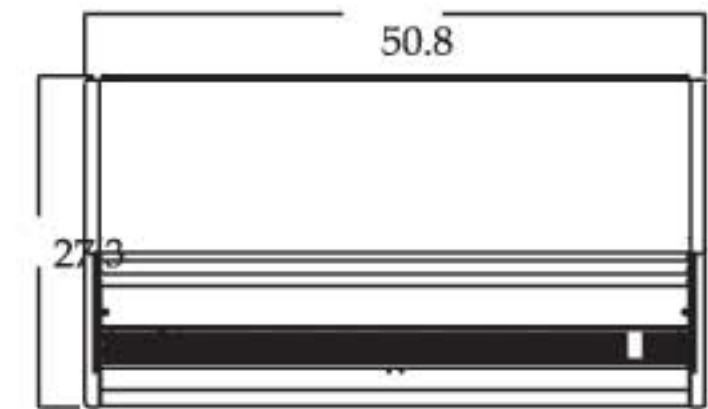
TOM-40



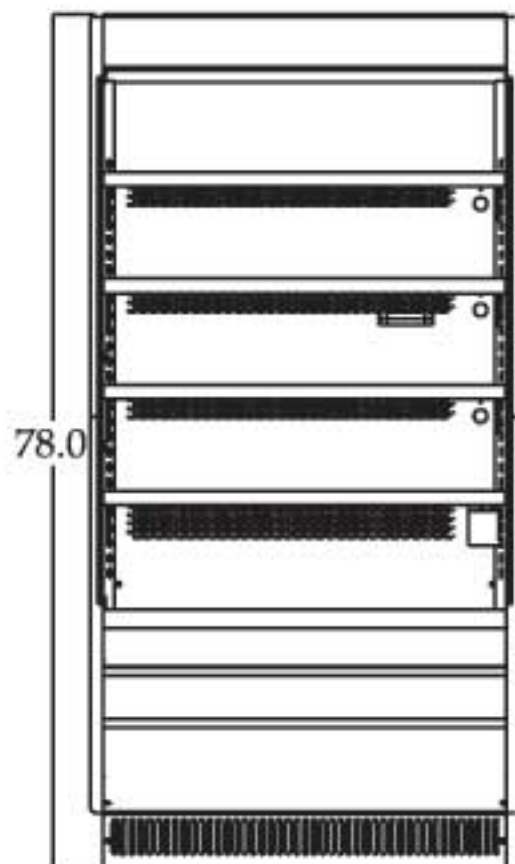
TOM-50



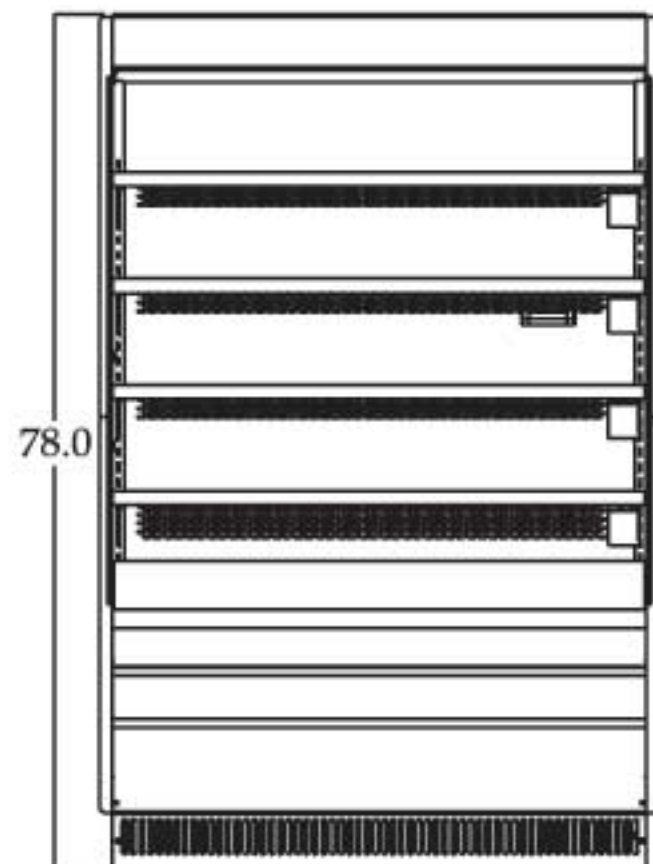
TOM-40M



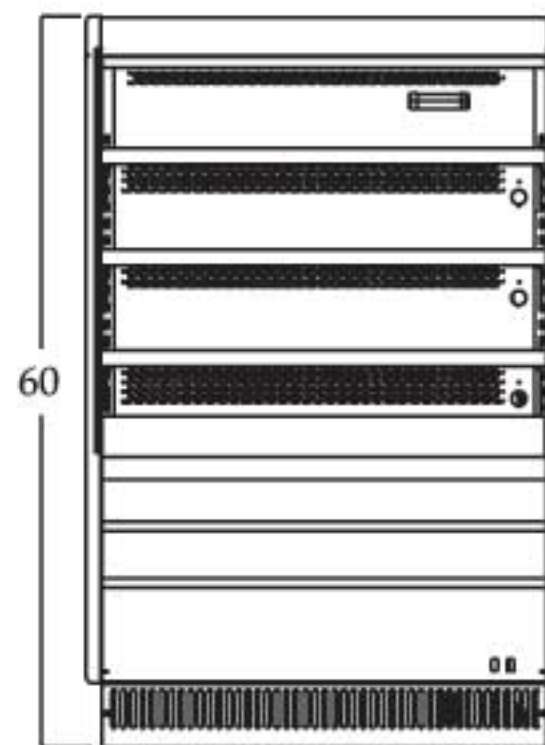
TOM-50M



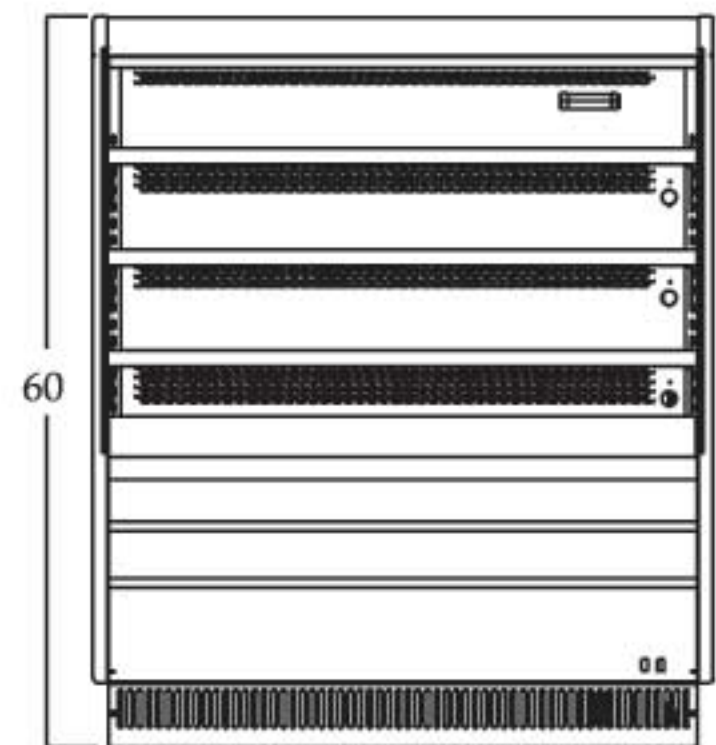
TOM-40 FRONT VIEW



TOM-50 FRONT VIEW



TOM-40M FRONT VIEW



TOM-50M FRONT VIEW